





Learning@Home grid 9– Year 6

Everyday	English	Maths	Topic
<p>Reading Read all about 'Mental Health Week 2021' and answer the comprehension questions attached in the pack. Make sure you also read for 15 minutes a day as it is a great stress buster!</p>	<p>English and P.S.H.E. Linked Our theme this week for English is related to our emotional well-being. Use the sheets called 'Understanding our Emotions'. There is a word search and writing activity for you to complete.</p>	<p>Ordering Fractions, Decimals and Percentages Watch the video if you can. Then answer the worksheets. Mark and correct any answers using the answer sheets.</p>	<p>Review Learning – History of Numbers Think about all the learning you have achieved this term. Can you tell us what you remember? Check through Seesaw to remind you. Complete the sheet called 'What do you remember from our history last term?' You can include drawings if this helps.</p>
<p>Computer option Complete the Purple Mash Reading Journal Log</p>	<p>Computer Option Join us on Seesaw for further lessons and activities linked to this theme.</p>	<p>Computer option Watch the seesaw video and complete the tasks This website might help a well https://www.bbc.co.uk/bitesize/articles/zrkw2fr</p>	<p>Computer option Check out the Seesaw activity and complete the task set there</p>
<p>Multiplication Practise Times tables up to 12x12. Remember to learn the related division facts</p>	<p>English Use the sheet called 'Brave and Resilient' to help you note down your ideas of ways to be more resilient during home learning.</p>	<p>Percentage of an amount (1) Watch the video if you can. Then answer the worksheets. Mark and correct any answers using the answer sheets.</p>	<p>KWL Grid – What was life like for Sinbad and Aladdin in Baghdad 900 AD? This term we are beginning our learning about "Early Islamic Civilisations". What do you know already? Think about where Baghdad is and what we have already learnt about numbers.</p>
<p>Computer option Use Purple Mash Monster Multiplications to race or TableToons</p>	<p>Computer option Join us on Seesaw for further lessons and activities linked to this theme.</p>	<p>Computer option Watch the seesaw video and complete the tasks This website might help a well https://www.bbc.co.uk/bitesize/articles/zvxnv82</p>	<p>Computer option Check out the Seesaw activity and complete the task set there.</p>
<p>It would be great to see your work.</p>  <p>If you can - post it to Purple Mash using the class display board (called Year 6 Canterbury and Rochester)</p>  <p>On Seesaw we have posted a version of the lessons we are completing at school. Take a look and record your learning on Seesaw to be marked. Remember it will not go up straight away, as a teacher will need to check it first.</p>  <p>If you get stuck use Purple Mash 2email to email your teacher with any questions.</p>  <p>Log on to the Spelling Shed and complete the games.</p>	<p>English Use the sheets called 'Managing Difficult Emotions' with an adult at home to help you discuss different situations and how to tackle them.</p>	<p>Percentage of an amount (2) Watch the video if you can. Then answer the worksheets. Mark and correct any answers using the answer sheets.</p>	<p>Review the Learning – Animals including Humans This term we have learnt about the circulatory system, healthy diet and exercise. Check through your learning and then complete the activity called "What do you remember from our science work?" You can include diagrams if this helps.</p>
	<p>Computer option A link to watch about emotions on BBC Bitesize: https://www.bbc.co.uk/bitesize/topics/znhmwtv/article/s/z4q4bdm</p>	<p>Computer option Watch the seesaw video and complete the task. This website might help as well https://www.bbc.co.uk/bitesize/articles/zvxnv82</p>	<p>Computer option Check out the Seesaw activity and complete the task set there.</p>
	<p>English Use the sheet called 'Comic Strip Understanding Stress' to develop your own characters and narrative. Turn this plan into a story.</p>	<p>Percentage – missing values Watch the video if you can. Then answer the worksheets. Mark and correct any answers using the answer sheets.</p>	<p>KWL Grid – Living Things and their Habitats This term we are beginning our learning about living things and their habitats. You have learnt about this in different ways once you have been in Reception Class so we are expecting lots of information. Complete the grid called Living Things and their Habitats.</p>
	<p>Computer option Join us on Seesaw for further lessons and activities linked to this theme. Here is a video to help you from YouTube https://www.youtube.com/watch?v=hnpQrMqDogE</p>	<p>Computer option Watch the seesaw video and complete the task This website might help as well https://youtu.be/9fwh0F24dew</p>	<p>Computer option Check out the Seesaw activity and complete the task set there.</p>
	<p>EXTRA CHALLENGE A Home for Nature – Science Challenge Take part in the BP Educational Service Ultimate STEM Challenge by designing an amazing wild area to improve biodiversity in our school grounds and help to tackle the decline in our native wildlife.</p>	<p>Flashback Mental Maths Work through the mental maths questions and then check the answers.</p>	<p>Design Technology – Building a model Tudor House Last term, we used a Tudor house as a base for our SPOOCs writing. We thought it would be a good idea to attempt to create a model of this house. Follow the instructions included.</p>
<p>Computer option Check out the Seesaw activity and complete the task set there.</p>	<p>Computer option Complete the tasks set and post on to Seesaw. They will be set daily.</p>	<p>Computer option Check out the Seesaw activity and complete the task set there.</p>	