




Learning@Home grid 8 – Year 4

Key - Purple Mash (PM), Mathematics (M), PiXL Times Table (P), White Rose (WR) Seesaw (SS)

Everyday		English	Maths	Topic			
See 'Learning your spellings' sheet. (These are the statutory spellings)		<u>Monday</u> Write a diary entry as the farmer, having seen the items arriving on the farm. See task on 'English - Monday' sheet.	<u>Monday</u> – Unit and non-unit fractions Watch the video on this link https://whiterosemaths.com/homelearning/year-4/spring-week-5-number-fractions/ to help you answer these questions.	<u>Monday</u> There are 2 short Internet safety activities this afternoon on Seesaw. See tasks on 'Topic - Monday' sheet.			
Computer option Spelling Quiz (set as 2Do)	PM	Computer option Plan, checklist and diary can be completed on Seesaw.	SS	Computer option Watch the video and complete/share your answers on Seesaw	WR SS	Computer option Complete these activities on Seesaw	SS
Practice your tables using 'Speed Tables' sheet.		<u>Tuesday</u> Create a comic strip, imaging what characters would say and use this to write the conversation with speech punctuation. See task on 'English - Tuesday' sheet.	<u>Tuesday</u> – What is a fraction? Watch the video on this link https://whiterosemaths.com/homelearning/year-4/spring-week-5-number-fractions/ to help you answer these questions.	<u>Tuesday</u> There are 3 short Internet safety activities again this afternoon. See tasks on 'Topic - Tuesday' sheet.			
Computer option Pixl times tables Monster Multiplication / 2Race	P PM	Computer option Watch the video and use comic strip and then conversation template on Seesaw.	SS	Computer option Watch the video and complete/share your answers on Seesaw	WR SS	Computer option Complete your artwork on seesaw	SS
 <p>Remember to look at Seesaw every day. The activities from this grid will be uploaded daily. You can record your learning here ready to be marked and then see your feedback.</p>  <p>If you get stuck with anything, use Purple Mash 2email to email your teacher with any questions.</p>		<u>Wednesday</u> Write an email to the chick or the farmer to give advice about using the internet and technology safely. See task 'English - Wednesday' sheet.	<u>Wednesday</u> – Tenths Watch the video on this link https://whiterosemaths.com/homelearning/year-4/spring-week-5-number-fractions/ to help you answer these questions.	<u>Wednesday</u> Watch the video on https://www.bbc.co.uk/programmes/p014q4xk Try creating your own internet safety song. You could use a song you already know and change the words, like in this example, or you could create an internet safety rap.			
		Computer option Use the template on Seesaw to plan and write your email.	SS	Computer option Watch the video and complete/share your answers on Seesaw	WR SS	Computer option Watch the video and share your song.	SS
		<u>Thursday</u> Write an ending to the story. See task 'English - Thursday' sheet.	<u>Thursday</u> – Count in tenths Watch the video on this link https://whiterosemaths.com/homelearning/year-4/spring-week-5-number-fractions/ to help you answer these questions.	<u>Thursday</u> Watch the video to support your learning. Design a 'mascot' that could be used to promote Safer Internet Day around the world. Draw your character, give it a name, describe its personality, and give it a catchphrase or slogan.			
<p>You can also do P.E. with Joe Wicks every day!</p>  <p>Mr Harrison will be putting up a video each week on the Castle Hill YouTube channel which you can have a go at too!</p>		Computer option Complete your writing on Seesaw or upload a photo of your work here.	SS	Computer option Watch the video and complete/share your answers on Seesaw	WR SS	Computer option Upload a picture of your mascot to Seesaw	SS
		<u>Activities for during the week</u> Complete 'Safer Internet Day 2021' and 'London Marathon' reading comprehensions.	<u>Friday</u> Complete arithmetic sheet 18	<u>Friday</u> For Internet Safety Week, design a poster to use to encourage other children to stay safe on the internet. Re-watch the SMART crew video to remind you. https://www.childnet.com/resources/the-adventures-of-kara-winston-and-the-smart-crew/watch-full-movie			
		Computer option Complete your answers on Seesaw	SS	Computer option Complete your answers on Seesaw	SS	Computer option Design your poster on Seesaw or upload a photo of your work.	SS