







Everyday		English	Maths	Topic	
Reading Your challenge is to read for 15 minutes each day and record this in your reading log on Purplemash.		Grammar – Pronouns and possessive pronouns To help you understand how to avoid repeating pronouns, complete the sheet entitled 'Using personal and possessive pronouns.'	The 1st Quadrant co-ordinates Watch the video if you can. Then answer the worksheets and then mark and correct any answers using the answer sheets.	History - How did people in the past count large numbers quickly? Read the sheet about the history of number and produce a short fact file explain how people in the past counted large numbers. Write no more than 75 words	
Computer option Complete the Purple Mash Reading Journal Log	PM	Computer Option Complete the activity set on Seesaw.	Computer option Watch the bbc bitesize video and complete the tasks https://www.bbc.co.uk/bitesize/articles/zmqbp4j	Computer option Watch the video and complete the tasks https://youtu.be/cy-8IPVKLlo	
Multiplication Practise Times tables up to 12x12. Remember to learn the related division facts		Handwriting Use the handwriting sheets to help you practise this important skill whilst you're at home. Start with the handwriting patterns and then apply to this week's spelling list on the sheet provided.	Using 4 quadrant co-ordinated Watch the video if you can. Then answer the worksheets and then mark and correct any answers using the answer sheets.	History - A History of absolutely nothing Read the sheet about the history of number and produce a short fact file of no more than 75 words about the history of the number zero	
Computer option Use Purple Mash Monster Multiplications to race or TableToons	PM	Computer option If you have access to a touch screen, use the 2Handwrite set as a 2Do and record yourself handwriting the words.	Computer option Watch the video and complete the tasks https://www.youtube.com/watch?v=vvv-tATwdTA&feature=emb_logo	Computer option Watch the video and complete the tasks https://youtu.be/LQEuywkWa2U	
It would be great to see your work.  If you can - post it to Purple Mash using the class display board (called Year 6 Canterbury and Rochester)  On Seesaw we have posted a version of the lessons we are completing at school. Take a look and record your learning on Seesaw to be marked. Remember it will not go up straight away, as a teacher will need to check it first.  If you get stuck use Purple Mash 2email to email your teacher with any questions  Log on to the Spelling Shed and complete the games.		English Reading Using your reading and comprehension skills, read through 'Tudor Time Traveller –Comprehension' and answer the questions.	Translations Watch the video if you can. Then answer the worksheets and then mark and correct any answers using the answer sheets.	Art  Create a piece of artwork inspired by the piece entitled "0 through 9" by Jasper Johns. Use numbers that are of importance to you. Once you have finished, write a gallery style explanation to display alongside your piece. An example of his work is included in your pack.	
		Computer option Access Seesaw to hear this being read and respond to the questions online.	PM	Computer option Watch the video and complete the tasks https://www.bbc.co.uk/bitesize/topics/z2dgrwx/articles/zcjs97h	Computer option Use 2Paint on Purplemash to create your piece of art using the different media or post a photo of your artwork on Seesaw for us to see.
		English Writing – Persuasive Letter In school, we would have been looking at the text – S.P.O.O.C.S. to help us improve our writing. Your first task is to apply for a role as a ghost hunter! Using the model text, write a letter to Mr Easton or myself to persuade us to employ you as a ghost hunter.	Reflection Watch the video if you can. Then answer the worksheets and then mark and correct any answers using the answer sheets.	MFL – French – The Body Use the PowerPoint to revise the different parts of the body. Then find the words in the word search and translate them into English using the word grid.	
		Computer option The video inspiration will be posted on Seesaw for you to watch and respond to. Use Purplemash 2Email to send your application to us.	PM	Computer option Watch the video and complete the tasks https://www.bbc.co.uk/bitesize/articles/z99n2v4	Computer option Use this web page and complete the tasks to help you learn the body parts https://www.bbc.co.uk/bitesize/topics/zjcbri6/articles/zdxwcmn
		English Writing – Instructions Firstly, draw or make (using recycled materials) a ghost trap. Write a set of instructions to explain to your reader how it must be used. A model text has also been included to help you understand the features of instructions.	Mental Maths Challenges Complete mental maths challenges. There is enough for 1 per day. If you can try playing the BBC mental maths game below to keep you sharp and quick on your basic skills	MFL-French – What I look like Use the PowerPoint to help you learn the words to describe you. Use the worksheets to describe yourself. Can you write a few sentences in French to describe yourself?	
		Computer option Log on to seesaw to watch the video lesson of how to write a set of instructions.	Computer option https://www.bbc.co.uk/bitesize/topics/zd2f7nb/articles/zn2y7nb 	Computer option Use this web page and complete the tasks to help you learn the body parts https://www.bbc.co.uk/bitesize/topics/zjcbri6/articles/zdxwcmn	