






Learning@Home grid 10– Year 6

Everyday	English	Maths	Topic
<p>It's World Book Day this week! Thursday 4th March 2021.</p> <p>Challenge yourself to complete as many stars on the attached sheet. If you complete ten or more and bring your sheet to school to show us, we will reward you with a merit. Complete 15 or more and you will earn 2 merits.</p> <p>Lots of activities will be shared on Seesaw to celebrate World Book Day!</p>	<p>English - GPS</p> <p>Use the GPS Year 6 Autumn mats to refresh your memory of the different terms we use when writing in English.</p>	<p>Bar Graphs and Line Graphs (Monday)</p> <p>Watch the video on if you can. Then answer either column A, B or C about line graphs. If you can access Seesaw the answers are included in the work along with a video explaining the work.</p>	<p>Designing a quiz</p> <p>Either using Purple Mash or just paper and pens design and make a quiz which helps to revise what you know about animals and the environments (habitats) in which they live. Think about how they have adapted to the environment, food they eat and where they rest.</p>
	<p>Computer Option</p> <p>Play Crystal Explorers on BBC Bitesize as it is a great game to help revise grammar, spelling and punctuation. https://www.bbc.co.uk/bitesize/topics/zkbf4j/articles/zbm8scw</p>	<p>Computer option</p> <p>Watch the seesaw video and complete the tasks This website might help a well https://www.bbc.co.uk/bitesize/articles/zqv8bat</p>	<p>Computer option</p> <p>Check out the Seesaw or log into Purple Mash and complete the To Do</p>
<p>Multiplication Practise</p> <p>Times tables up to 12x12. Remember to learn the related division facts</p>	<p>English - Reading</p> <p>Picking your favourite book of all time, can you create a new front and back cover for it using materials you have at home. What would you write for the blurb to entice another child to read the book?</p>	<p>Line Graphs (Tuesday and Wednesday)</p> <p>Choose to answer either column A, B or C. If you can access Seesaw the answers are included in the work. They all are about interpreting (reading) line graphs.</p>	<p>Investigating your environment</p> <p>If you can, complete today's lesson after watch the video on seesaw (Science lesson 1). Work through the activity sheet called About biodiversity, you will need a dictionary (online).</p>
<p>Computer option</p> <p>Use Purple Mash Monster Multiplications to race or TableToons</p>	<p>Computer option</p> <p>Access the spelling activities on Spelling Shed or on Seesaw.</p>	<p>Computer option</p> <p>Watch the seesaw video and complete the tasks Take another look at this website https://www.bbc.co.uk/bitesize/articles/zqv8bat</p>	<p>Computer option</p> <p>Check out the Seesaw activity and complete the task set there.</p>
<p>It would be great to see your work.</p> <p> If you can - post it to Purple Mash using the class display board (called Year 6 Canterbury and Rochester)</p> <p> On Seesaw we have posted a version of the lessons we are completing at school. Take a look and record your learning on Seesaw to be marked. Remember it will not go up straight away, as a teacher will need to check it first.</p> <p> If you get stuck use Purple Mash 2email to email your teacher with any questions.</p> <p> EdShed Log on to the Spelling Shed and complete the games.</p>	<p>English Reading</p> <p>Read through the text and answer the questions about the Silk Road. Can you add a map to show the route across the world? The video below is useful so that you can picture what the route looked like.</p> <p></p>	<p>Line Graphs (Thursday)</p> <p>Choose to answer either column A, B or C. If you can access Seesaw the answers are included in the work. They all are about interpreting (reading) line graphs.</p>	<p>Thinking about improving your environment</p> <p>Hopefully you will have watched the video on seesaw (Science lesson 1 and 2). If not you can still complete the activity sheet called Homework Task. Think about the areas you can find nature and how you might be able to improve that area. I've added website links below</p>
	<p>Computer option</p> <p>Watch this informative video about the Silk Road. https://www.youtube.com/watch?v=vn3e37VWc0k</p>	<p>Computer option</p> <p>Watch the seesaw video and complete the task. This website might help as well (It's GCSE but worth looking at!) https://www.bbc.co.uk/bitesize/articles/zcrg4xs</p>	<p>Computer option</p> <p>https://www.wildlifetrusts.org/gardening https://www.rspb.org.uk/get-involved/activities/give-nature-a-home-in-your-garden/</p>
	<p>English Writing</p> <p>Formal journalistic writing - creating a newspaper. Using the features of a newspaper and the planning format, plan a newspaper on an event of your choice. Maybe schools returning on the 8th March?</p>	<p>Mean (Friday)</p> <p>This will be our first lesson on the MEAN. Take a look at the poster and read it carefully. Choose to complete one of the pages and mark your work.</p>	<p>Designing an improved environment area for our school</p> <p>Using the activity sheet called entry form, design an improvement to a location in the school. Think about how to attract insects, birds and mammals into our school grounds.</p>
	<p>Computer option</p> <p>Use this BBC Bitesize guide to help you plan your newspaper article https://www.bbc.co.uk/bitesize/topics/z2vydc/m/articles/z2gk9qt</p>	<p>Computer option</p> <p>Watch the seesaw video and complete the task https://www.bbc.co.uk/bitesize/topics/zm49q6f/article/s/z99jpbk</p>	<p>Computer option</p> <p>Check out the Seesaw activity and complete the task set there. Use the above websites to help you</p>
	<p>English Writing</p>	<p>Mental Maths Challenges Monday to Friday</p> <p>Work through the mental maths questions and then check the answers.</p>	<p>Write about your improved environment area for our school.</p> <p>Write in no more than 200 words an explanation of your wildlife area and how it will improve the school environment. (Complete the activity called entry form)</p>
	<p>Computer option</p>	<p>Computer option</p> <p>Complete the tasks set and post on to Seesaw. They will be set daily.</p>	<p>Computer option</p> <p>Check out the Seesaw activity and complete the task set there.</p>